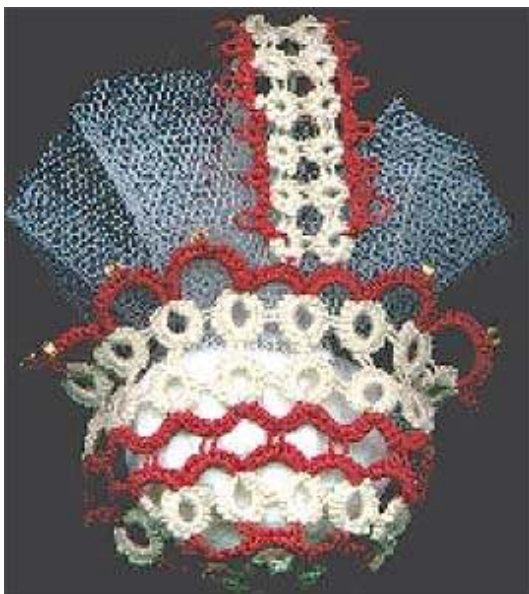


# Patterns by Jane Eborall

## Basket for Wedding Favours - Copyright 2000



The following is worked in a No. 20 Manuella thread.

Also needed are 10 small beads on the chain thread for round 3.

The finished item measures approximately 2.5ins. high by 2.0ins. wide

Base

Rings 3-3-3-3

Chains See fig.1 (please note that not all chains are the same).

The two opposite chains have 3 picots not 2.

See fig.1

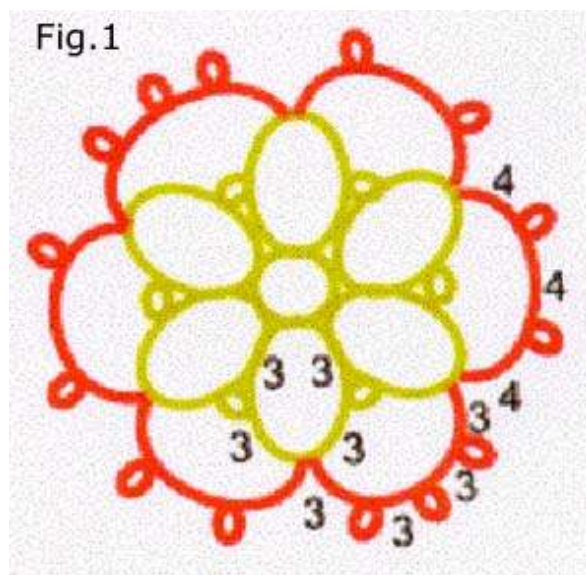
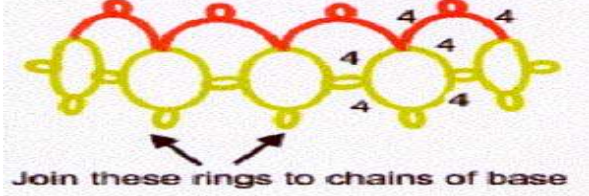


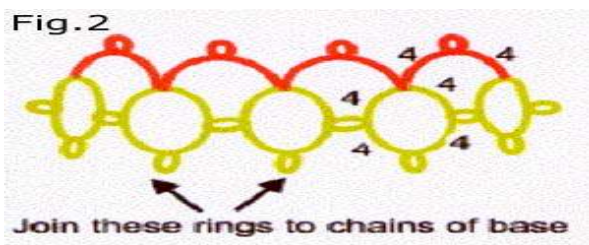
Fig.2



Round 1

The rings join to the picots on the base with the last ring joining to the first.

14 rings and chains in total. All rings and



chains have 4 ds.

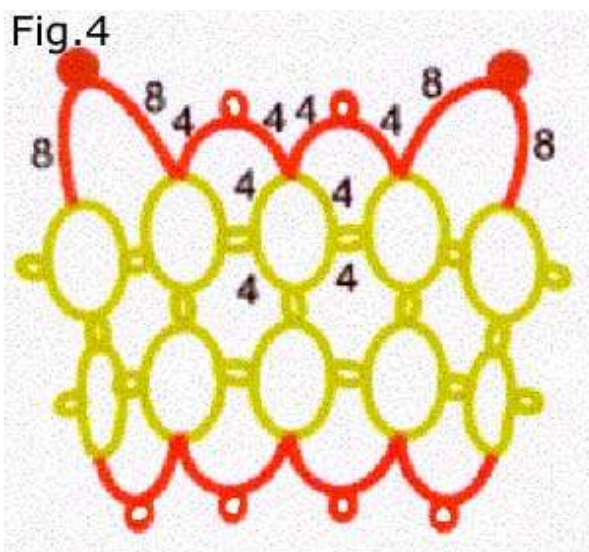
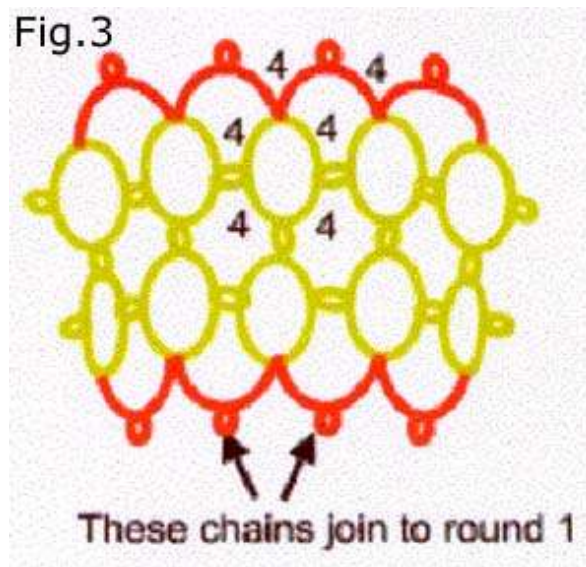
See fig.2.

### Round 2

Join the chains on round 1 with all rings and chains as round 1.

Again there should be 14 rings and chains - or something has gone wrong!

See fig.3.



### Round 3

Join rings to rings on round 2.

10 of the chains have 8 bead 8.

The other 4 chains are in pairs and opposite to each other and are 4-4.

The picots on these are used to attach the handle.

See fig.4.

### Handle

All rings are 2-2-2-2 and all chains are 2-2.



Join 1" picot of the first ring to one of the picots on round 3 and work 13 rings joining the last p of 13th R to p on opposite side of the basket.

Second half of the handle is worked to match and is joined to the first half.



See fig.5

---

[Patterns Index](#)



[Front Page](#)

